



## **Sensus 5/8<sup>th</sup> Flow Meter**

Displacement type magnetic drive cold water meter

Sensus SR II Low Lead Water Meters consist of three basic components: maincase; measuring chamber; and sealed register. Maincases are made of Bismuth BiAlloy CDA89836 or EnviroBrass™ II C89520 with externally-threaded spuds. Registers are housed in a bonnet of synthetic polymer. Measuring chambers are of Rocksyn®, a corrosionresistant, tailored thermoplastic material formulated for long-term performance and especially suitable for aggressive water conditions. Maincase bottom plates are available in Bismuth BiAlloy, EnviroBrass II or, if frost protection is desired, in cast iron or synthetic polymer<sup>1</sup>.

These 1 to 20 GPM meters with a maximum continuous flow rate of 10 GPM have a maximum PSI rating of 150 PSI, and are meant for the reading of potable and reclaim water. With a simple to read and comprehend face plate and flow output these Low Lead Water Meters are just what you need for your industrial, commercial, or residential water flow readings.

**Please Contact us for Pricing on this refurbished Flow Meter!**

**363 W. SOUTH AIRPORT ROAD - TRAVERSE CITY, MI 49686 - BUS: (231) 264-3000 - FAX: (231) 264-3001  
10312 North Holly Road - HOLLY, MI 48442 - BUS: (810) 238-9190 - FAX: (810) 238-9195**

[www.global-treatmentsolutions.com](http://www.global-treatmentsolutions.com)

# SR II® Low Lead Meters

Displacement Type Magnetic Drive Cold Water Meters

## Description

5/8" (DN 15mm), 3/4" (DN 20mm) and 1" (DN 25mm) Sizes

Measurement of cold water where flow is in one direction only; in residential, commercial and industrial services.



## Features

### CONFORMANCE TO STANDARDS

Sensus SR II Low Lead Water Meters meet the requirements of NSF Standard 61, Annex F and G and comply with ANSI/AWWA Standard C700-latest revision. Each meter is tested to insure compliance with AWWA standards.

### CONSTRUCTION

Sensus SR II Low Lead Water Meters consist of three basic components: maincase; measuring chamber; and sealed register. Maincases are made of Bismuth BiAlloy CDA89836 or EnviroBrass™ II C89520 with externally-threaded spuds. Registers are housed in a bonnet of synthetic polymer. Measuring chambers are of Rocksyn®, a corrosionresistant, tailored thermoplastic material formulated for long-term performance and especially suitable for aggressive water conditions. Maincase bottom plates are available in Bismuth BiAlloy, EnviroBrass II or, if frost protection is desired, in cast iron or synthetic polymer<sup>1</sup>.

### SEALED REGISTER

Hermetically sealed; proven magnetic drive design eliminates dirt and moisture contamination, tampering and lens fogging problems. Standard register includes a straight-reading, odometertype totalization display; a 360° test circle with center sweep hand; and a low flow (leak) de-

sector. Gears are selflubricating, molded plastic for long life and minimum friction.

No change gears are required for accuracy calibration. Encodertype remote reading systems are available for all SR II Low Lead Water Meters. (See other side of sheet for additional information.)

### TAMPERPROOF FEATURES

A unique locking system prevents customer removal of the register to obtain free water. The register can only be removed by breaking the register bonnet.

### MAGNETIC DRIVE

The SR II Low Lead features a hydrodynamically cushioned design that eliminates premature wear of components. The meter utilizes a patented positive, reliable drive coupling. The highstrength magnets used will eliminate "drive slip" in normal use and also provide adequate strength to drive remote register units.

### OPERATION

Water flows through the meter's strainer and into the measuring chamber where it drives the piston. The hydrodynamically balanced piston oscillates around a central hub, guided by the division plate.

A drive magnet transmits the motion of the piston to a driven magnet located within the hermetically sealed register.

The driven magnet is connected to the register gear train. It reduces the piston oscillations into volume totalization units displayed on the register dial face.

### MAINTENANCE

Sensus SR II Low Lead Water Meters are engineered to provide long-term value and virtually maintenance-free operation. Simplicity of design allows interchangeability of parts of like-size meters, reduced parts inventory requirements, and ease of maintenance. The register can be removed without relieving the water pressure or removing the maincase from the installation.

### CONNECTIONS

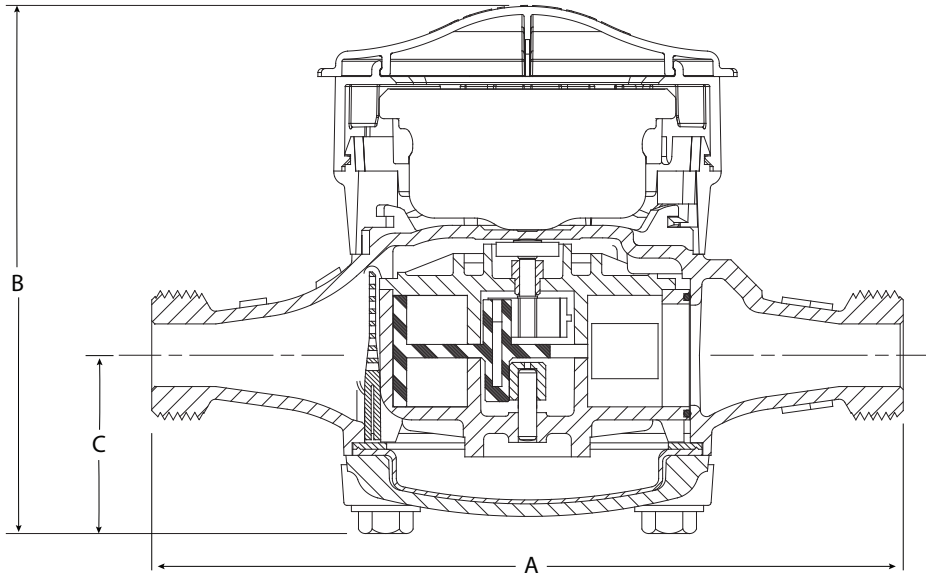
Tailpieces/Unions for installing the meters on a variety of pipe types and sizes are available.

### AMR / AMI SYSTEMS

Meters and encoders are compatible with current Sensus AMR/AMI systems.

### GUARANTEE

Sensus SR II Water Meters are backed by "The Sensus Guarantee." Ask your Sensus representative for details or see Bulletin G-500.



### DIMENSIONS AND NET WEIGHTS

Meter Size	A	B	C	Width	Net Weight <sup>1</sup>
5/8" (DN 15mm)	7-1/2" (190mm)	5-3/8" (136mm)	1-3/4" (44mm)	3-7/8" (98mm)	4.3 lb. (1.97 kg)
5/8" x 3/4" (DN 15mm X 33mm)	7-1/2" (190mm)	5-3/8" (136mm)	1-3/4" (44mm)	3-7/8" (98mm)	4.4 lb. (2.00 kg)
3/4" (DN 20mm)	9" (229mm)	5-7/8" (149mm)	2-3/16" (56mm)	4-1/2" (114mm)	6.4 lb. (2.90 kg)
3/4" Short (DN 20mm)	7-1/2" (190mm)	5-7/8" (149mm)	2-3/16" (56mm)	4-1/2" (114mm)	6.2 lb. (2.81 kg)
1" (DN 25mm)	10-3/4" (273mm)	7-1/8" (181mm)	2-3/4" (70mm)	6-1/2" (165mm)	11.9 lb. (5.4 kg)

<sup>1</sup> With Rocksyn® measuring chamber.

### SPECIFICATIONS

<b>SERVICE</b>	Measurement of potable and reclaim water.
<b>NORMAL OPERATING FLOW RANGE <sup>1</sup></b> (100%±1.5%)	5/8" (DN 15mm) size: 1 to 20 gpm (0.25 to 4.5 m <sup>3</sup> /hr) 3/4" (DN 20mm) size: 2 to 30 gpm (0.45 to 7.0 m <sup>3</sup> /hr) 1" (DN 25mm) size: 3 to 50 gpm (0.7 to 11.0 m <sup>3</sup> /hr)
<b>LOW FLOW REGISTRATION</b> (95% - 101.5%)	5/8" size: 1/4 gpm (0.06 m <sup>3</sup> /hr) 3/4" size: 1/2 gpm (0.10 m <sup>3</sup> /hr) 1" size: 3/4 gpm (0.15 m <sup>3</sup> /hr)
<b>MAXIMUM PRESSURE LOSS</b>	5/8" size: 7.0 psi at 20 gpm (0.5 bar at 4.5 m <sup>3</sup> /hr) 3/4" size: 9.0 psi at 30 gpm (0.6 bar at 7.0 m <sup>3</sup> /hr) 1" size: 7.3 psi at 50 gpm (0.5 bar at 11.0 m <sup>3</sup> /hr)
<b>MAXIMUM OPERATING PRESSURE</b>	150 psi (10.0 bar)
<b>MEASURING ELEMENT</b>	Oscillating piston
<b>REGISTER <sup>3</sup></b>	Straight reading, hermetically sealed, magnetic drive. Remote reading unit optional.
<b>STANDARD METER REGISTRATION <sup>3</sup></b>	10 gallons, 1 cubic foot, or 0.01 m <sup>3</sup> or 0.1 m <sup>3</sup> /sweep hand revolution. 10,000,000 gallons, 1,000,000 cubic feet or 100,000 m <sup>3</sup> capacity. 8 odometer wheels

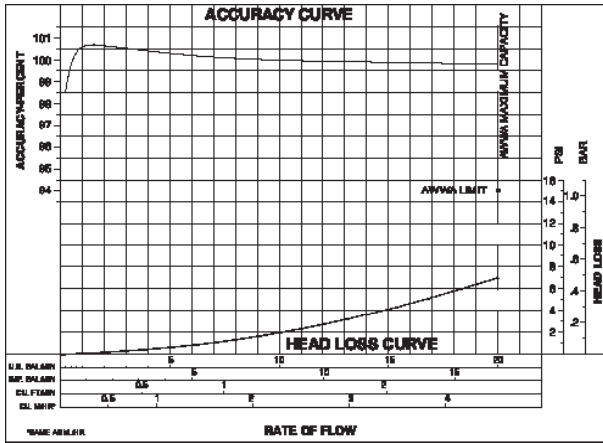
<b>METER CONNECTIONS <sup>3</sup></b>	5/8" (DN 15mm) size: 3/4" (26.44mm) threads 5/8" x 3/4" (DN 15mm x 33mm) size: 1" (33.25mm) threads 3/4" (DN 20mm) size: 1" (33.25mm) threads 1" (DN 25mm ) size: 1-1/4" (41.9mm) threads (All threads are straight pipe, external type, conforming to ANSI B1.20.1 or ISO R228, if specified.)
<b>MATERIALS</b>	Maincase: Bismuth BiAlloy CDA89836 or EnviroBrass II C89520 Register box: Synthetic polymer Measuring chamber: Rocksyn® Bottom plate: Bismuth BiAlloy CDA89836 Magnets: Plasticized material Casing bolts: Stainless steel Strainer: Synthetic polymer

- Maximum rates listed are for intermittent flow only. Maximum continuous flow rates as specified by AWWA are:  
5/8" (DN 15mm)—10 gpm (2.3 m<sup>3</sup>/hr)  
3/4" (DN 20mm)—15 gpm (3.4 m<sup>3</sup>/hr)  
1" (DN 25mm)—25 gpm (5.7 m<sup>3</sup>/hr)
- Unless otherwise noted, 5/8" size and 5/8" x 3/4" characteristics are identical. 5/8" x 3/4" designates 5/8" with 3/4" connection thread). Metric designation is the normal bore x the outside diameter.
- See ICE-Opto Register Datasheet or Electronic Register Datasheet for details specifications.

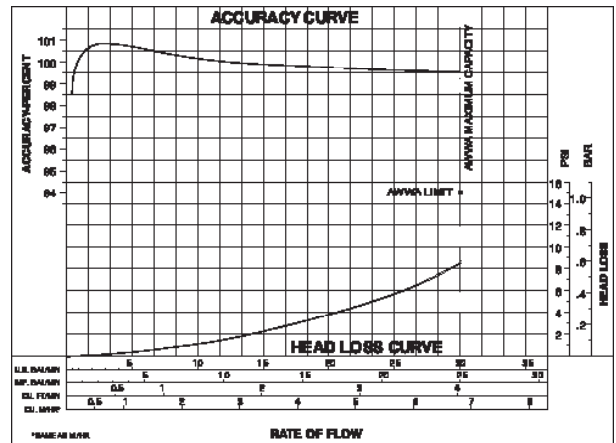
## TYPICAL PERFORMANCE CURVES

### SR II Meter

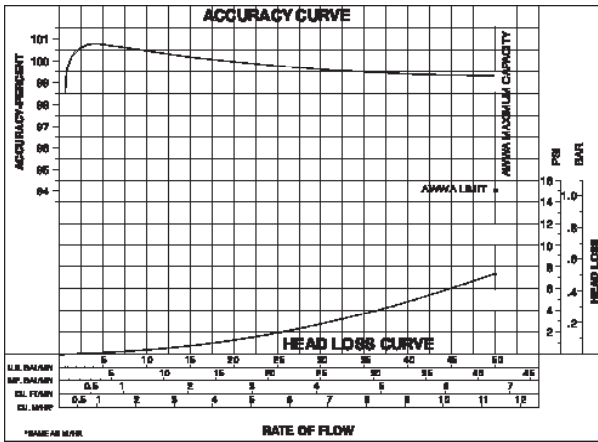
5/8" and 5/8" x 3/4" SR II Meter  
UA-5833



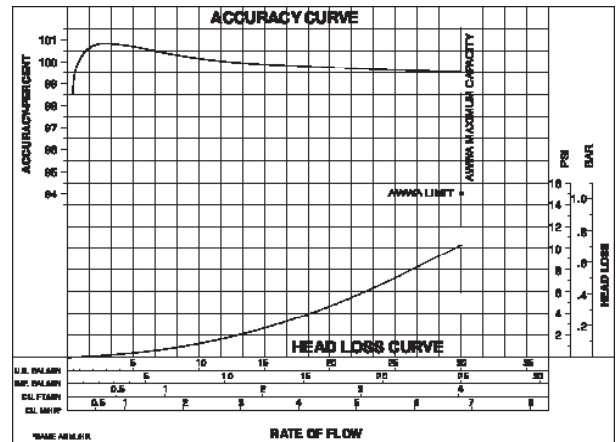
3/4" and 3/4" x 1" SR II Meter  
UA-5834



1" SR II Meter  
UA-5835



3/4" SR II Meter 7-1/2" Laying Length  
UA-5838



© All products purchased and services performed are subject to Sensus' terms of sale, available at either; <http://na.sensus.com/TC/TermsConditions.pdf> or 1-800-METER-IT. Sensus reserves the right to modify these terms and conditions in its own discretion without notice to the customer.

This document is for informational purposes only, and SENSUS MAKES NO EXPRESS WARRANTIES IN THIS DOCUMENT. FURTHERMORE, THERE ARE NO IMPLIED WARRANTIES, INCLUDING WITHOUT LIMITATION, WARRANTIES AS TO FITNESS FOR A PARTICULAR PURPOSE AND MERCHANTABILITY. ANY USE OF THE PRODUCTS THAT IS NOT SPECIFICALLY PERMITTED HEREIN IS PROHIBITED.