

INDUSTRIAL MULTI-ROUND BAG HOUSINGS



Pentair* Industrial* Multi-Round Liquid Bag Housings effectively remove dirt, pipe scale, and other substances from process liquids. Quality construction and design assure clean effluent and protection for all downstream equipment.

Unfiltered liquid enters the housing above the filter bags or strainer baskets, fills the interior of the housing and continues through the bag or strainer basket. Solids are trapped inside the filter bags or strainers and easily removed when the housing is serviced.

FEATURES/BENEFITS

Flow rates up to 3,500 gpm
(13,247.5 Lpm)
150 and 300 PSI (10.3 and 20.7 bar)
ratings
2 basket to 24 basket housing designs,
depending upon the required surface
area and volume of fluid to be filtered
Carbon Steel or Stainless Steel
construction
Each housing is factory hydro-tested
Low pressure drop
Zinc-plated swing bolts with bearing-
assisted davit closure

APPLICATIONS

Chemical
General Industrial
Oil and Gas
Water

Buna-N seals — lid and basket
Differential, drain, and vent ports
304 Stainless Steel strainer basket for
304 Stainless Steel housings and Carbon
Steel housings
316 Stainless Steel strainer basket for
316 Stainless Steel housings
Two-part epoxy finish on carbon steel
housings, inside and outside
Accepts #2-size bag filters
Heavy-duty support legs

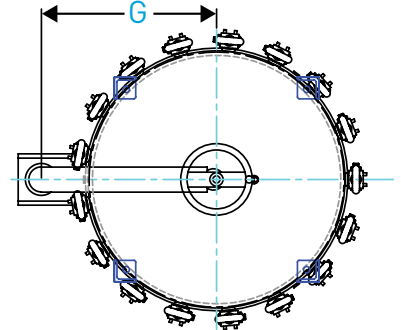
OPTIONS

Mesh-lined strainer baskets
Alternative O-ring materials
Hydraulic lid lift
Positive hold down spring
Higher pressure ratings

SPECIFICATIONS

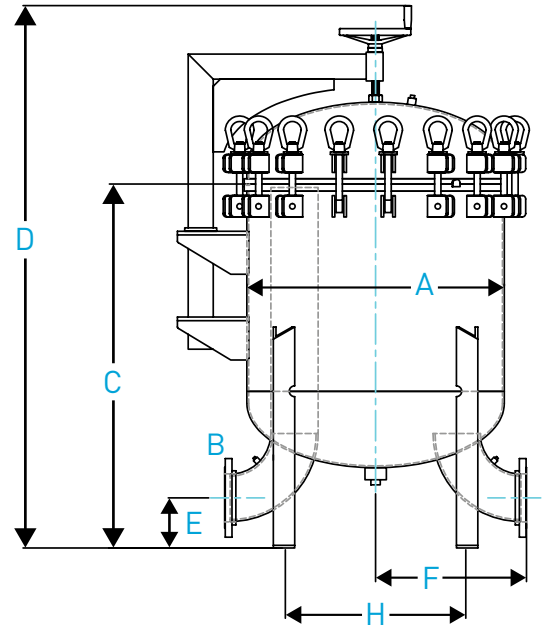
Pressure Rating	150 psi @ 300°F (10.3 bar @ 148.9°C) (up to 300 psi (34.5 bar) optional)
Connections	2", 3", 4", 6", 8", 10", or 12" RF flange
Housing Lid	Zinc-plated swing bolts with bearing assisted davit cover lift
Lid Seal	Buna-N
Pressure Ports	Two differential ports measure pressure across filter bag, 1/4" NPT
Construction/Finish	Carbon steel w/2-part epoxy finish inside and outside 304 or 316 Stainless steel w/satin finish on outside
Basket Material	304 Stainless Steel strainer basket with 9/64" perforations for 304 Stainless Steel housings and Carbon Steel housings 316 Stainless Steel strainer basket with 9/64" perforations for 316 Stainless Steel housings
Bag Sizes	#2
Base	Heavy duty support legs

STYLE A - BOTTOM OUTLET



DIMENSIONS

HOUSING	BASKET QUANTITY	CONNECTION SIZE (IN.)	STRAINING AREA		NOMINAL FLOW RATE	
			FT. ²	M ²	GPM	LPM
LR2	2	2, 3, 4	8.0	0.74	400	1,514
			13.2	1.23	600	2,271
LR3	3	2, 3, 4	17.6	1.64	800	3,028
			26.4	2.45	1,200	4,542
LR4	4	3, 4, 6	35.2	3.27	1,600	6,056
			44.0	4.09	2,100	7,949
LR6	6	3, 4, 6	74.8	6.95	3,500	13,248
			92.4	8.58	4,300	16,276
LR8	8	4, 6, 8				
LR12	12	6, 8, 10				
LR17	17	8, 10, 12				
LR24	24	8, 10, 12				



HOUSING	CONNECTION SIZE	DIMENSIONS									WEIGHT	
			A	B	C	D	E	F	G	H		
LR2	2	IN	16.0	2.0	43.1	61.3	5.0	8.4	11.1	11.1	LBS	335
		MM	406	51	1,096	1,556	127	213	281	281	KG	152
	3	IN	16.0	3.0	45.2	63.3	5.8	10.0	11.1	11.1	LBS	360
		MM	406	76	1,148	1,608	146	253	281	281	KG	163
	4	IN	16.0	4.0	47.2	65.3	6.5	11.5	11.1	11.1	LBS	385
		MM	406	102	1,199	1,659	165	293	281	281	KG	175
LR3	2	IN	18.0	2.0	46.3	65.3	5.3	9.3	12.1	12.4	LBS	410
		MM	457	51	1,176	1,657	133	237	308	314	KG	186
	3	IN	18.0	3.0	45.0	64.0	5.8	10.9	12.1	12.4	LBS	435
		MM	457	76	1,143	1,624	146	278	308	314	KG	197
	4	IN	18.0	4.0	47.4	66.3	6.5	12.3	12.1	12.4	LBS	460
		MM	457	102	1,203	1,684	165	311	308	314	KG	209

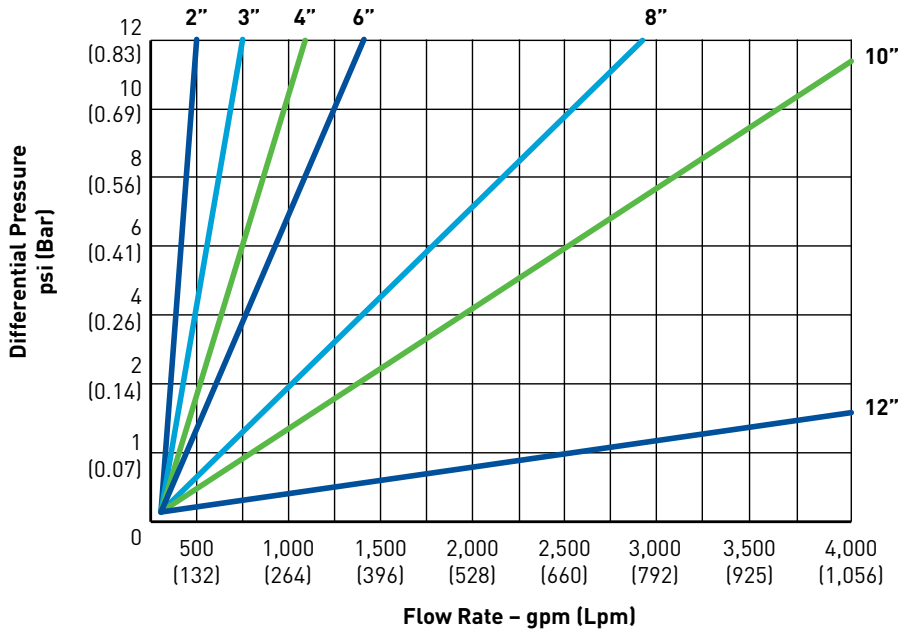
All dimensions are approximate. Dimensions are for carbon steel configurations.

DIMENSIONS (CONTINUED)

HOUSING	CONNECTION SIZE	DIMENSIONS									WEIGHT	
			A	B	C	D	E	F	G	H		
LR4	2	IN	22.0	2.0	46.3	66.0	5.0	10.2	14.1	15.3	LBS	535
		MM	559	51	1,175	1,676	127	259	359	387	KG	243
	3	IN	22.0	3.0	49.2	68.9	5.8	11.2	14.1	15.3	LBS	555
		MM	559	76	1,249	1,751	146	284	359	387	KG	252
	4	IN	22.0	4.0	51.4	71.2	6.5	12.3	14.1	15.3	LBS	590
		MM	559	102	1,307	1,808	165	311	359	387	KG	268
LR6	3	IN	26.0	3.0	46.1	66.1	5.8	13.2	16.2	18.1	LBS	535
		MM	660	76	1,170	1,678	146	336	411	461	KG	243
	4	IN	26.0	4.0	48.3	68.3	6.5	14.3	16.2	18.1	LBS	555
		MM	660	102	1,227	1,735	165	363	411	461	KG	252
	6	IN	26.0	6.0	46.0	66.9	7.0	17.5	16.2	18.1	LBS	590
		MM	660	152	1,168	1,699	178	445	411	461	KG	268
LR8	3	IN	30.0	3.0	50.7	72.6	5.8	14.1	18.2	20.9	LBS	665
		MM	762	76	1,288	1,843	146	358	462	532	KG	302
	4	IN	30.0	4.0	52.9	74.8	6.5	15.1	18.2	20.9	LBS	705
		MM	762	102	1,343	1,899	165	383	462	532	KG	320
	6	IN	30.0	6.0	50.8	72.7	7.0	18.1	18.2	20.9	LBS	850
		MM	762	152	1,291	1,846	178	460	462	532	KG	385
8	IN	30.0	8.0	55.9	77.8	10.8	22.3	18.2	20.9	LBS	960	
	MM	762	203	1,421	1,976	273	568	462	532	KG	435	
LR12	4	IN	36.0	4.0	52.8	77.8	6.5	18.2	24.5	25.3	LBS	870
		MM	914	102	1,341	1,975	165	463	622	641	KG	395
	6	IN	36.0	6.0	50.9	75.9	7.0	21.1	24.5	25.3	LBS	1,010
		MM	914	152	1,294	1,927	178	536	622	641	KG	458
	8	IN	36.0	8.0	57.6	83.1	10.8	23.7	24.5	25.7	LBS	1,150
		MM	914	203	1,463	2,111	273	602	622	653	KG	522
10	IN	36.0	10.0	59.8	84.7	11.0	26.8	24.5	25.3	LBS	1,210	
	MM	914	254	1,518	2,151	279	679	622	641	KG	548	
LR17	6	IN	42.0	6.0	52.5	79.4	7.0	23.3	27.6	29.5	LBS	1,960
		MM	1,067	152	1,334	2,018	178	591	702	749	KG	889
	8	IN	42.0	8.0	59.3	86.1	10.8	25.3	27.6	29.5	LBS	2,070
		MM	1,067	203	1,505	2,188	273	642	702	749	KG	939
	10	IN	42.0	10.0	61.7	88.6	11.0	28.3	27.6	29.5	LBS	2,200
		MM	1,067	254	1,567	2,251	279	720	702	749	KG	998
12	IN	42.0	12.0	62.8	89.8	11.0	32.2	27.6	29.5	LBS	2,380	
	MM	1,067	305	1,595	2,280	279	818	702	749	KG	1,079	
LR24	8	IN	48.0	8.0	59.7	88.1	10.8	28.3	30.6	33.2	LBS	2,200
		MM	1,219	203	1,516	2,239	273	718	776	843	KG	998
	10	IN	48.0	10.0	62.2	90.7	11.0	31.4	30.6	33.2	LBS	2,350
		MM	1,219	254	1,580	2,304	279	797	776	843	KG	1,066
	12	IN	48.0	12.0	65.1	93.6	11.0	33.4	30.6	33.2	LBS	2,530
		MM	1,219	305	1,653	2,376	279	848	776	843	KG	1,147

All dimensions are approximate. Dimensions are for carbon steel configurations.

PRESSURE DROP VS FLOW RATE

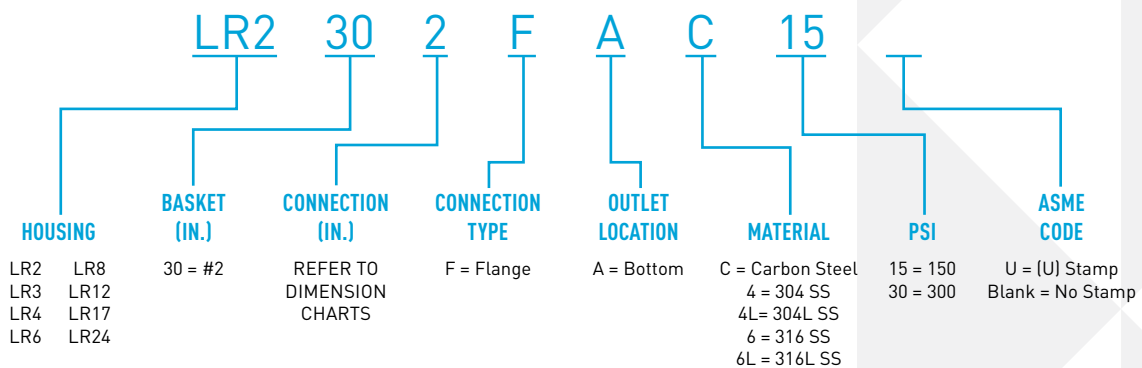


ORDERING INFORMATION

To create your ordering part number, use the part number configurator below.
 Custom configurations available. Please contact customer service.
 Carbon steel not recommended for water use as the epoxy coating is not designed as a corrosion inhibitor.

HOUSING EXAMPLE: LR2302FAC15

LR2 Housing (LR2), 30" basket (30), 2" (2), Flange connection (F)
 Carbon steel (C), 150 psi (15)



WATER QUALITY SYSTEMS

5730 NORTH GLEN PARK ROAD, MILWAUKEE, WI 53209
 P: 262.238.4400 | F: 262.238.4404
 PENTAIRINDUSTRIAL.COM

CUSTOMER CARE: 800.279.9404 | tech-support@pentair.com
 © 2015 Pentair Residential Filtration, LLC. All rights reserved.

*For a detailed list of where Pentair trademarks are registered, please visit waterpurification.pentair.com.
 Pentair trademarks and logos are owned by Pentair, Inc. or its affiliates. Third party registered and unregistered trademarks and logos are the property of their respective owners.
 4003037 Rev E MY15